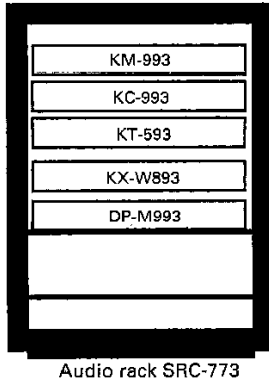


# KENWOOD

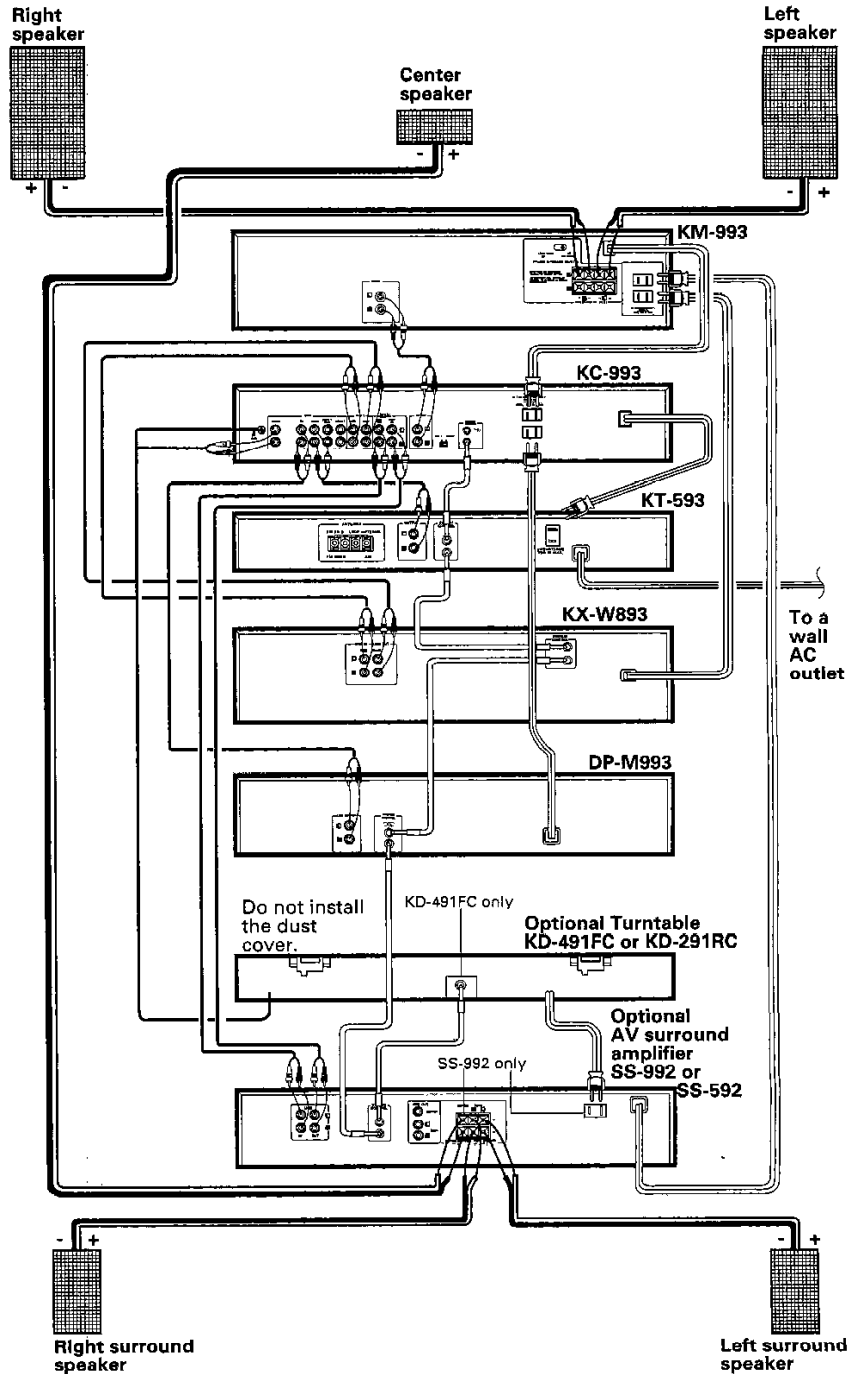
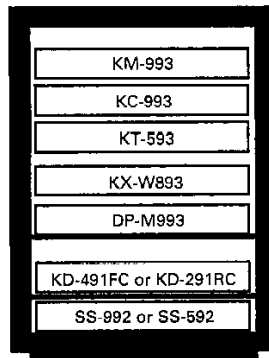
## SPECTRUM 1020 SYSTEM CONNECTIONS

Order of rack mounting  
SPECTRUM 1020



This figure shows the SPECTRUM 1020 equipped with optional turntable and AV surround amplifier.

SPECTRUM 1020 + Turntable + AV surround amplifier



To insure the optimum performance from your new KENWOOD components, please follow these simple instructions.

1. Place the amplifiers on top of the other components. This will provide adequate ventilation and it will "anchor" the rest of the components.
2. The tuner should be the next components in the stack, followed by the cassette deck.
3. When the turntable KD-491FC or KD-291RC is used together with the AV surround amplifier SS-992, the power cord of the turntable should be connected to a wall AC outlet.

- For the antenna connection to the tuner, refer to the instructions provided with the tuner.

Be sure to insert the system control cord plugs fully into the SYSTEM CONTROL terminals.